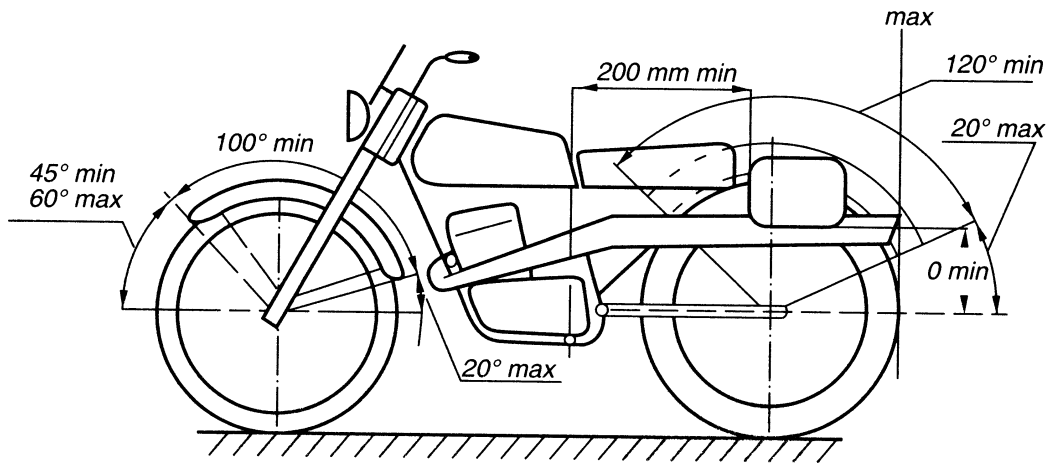


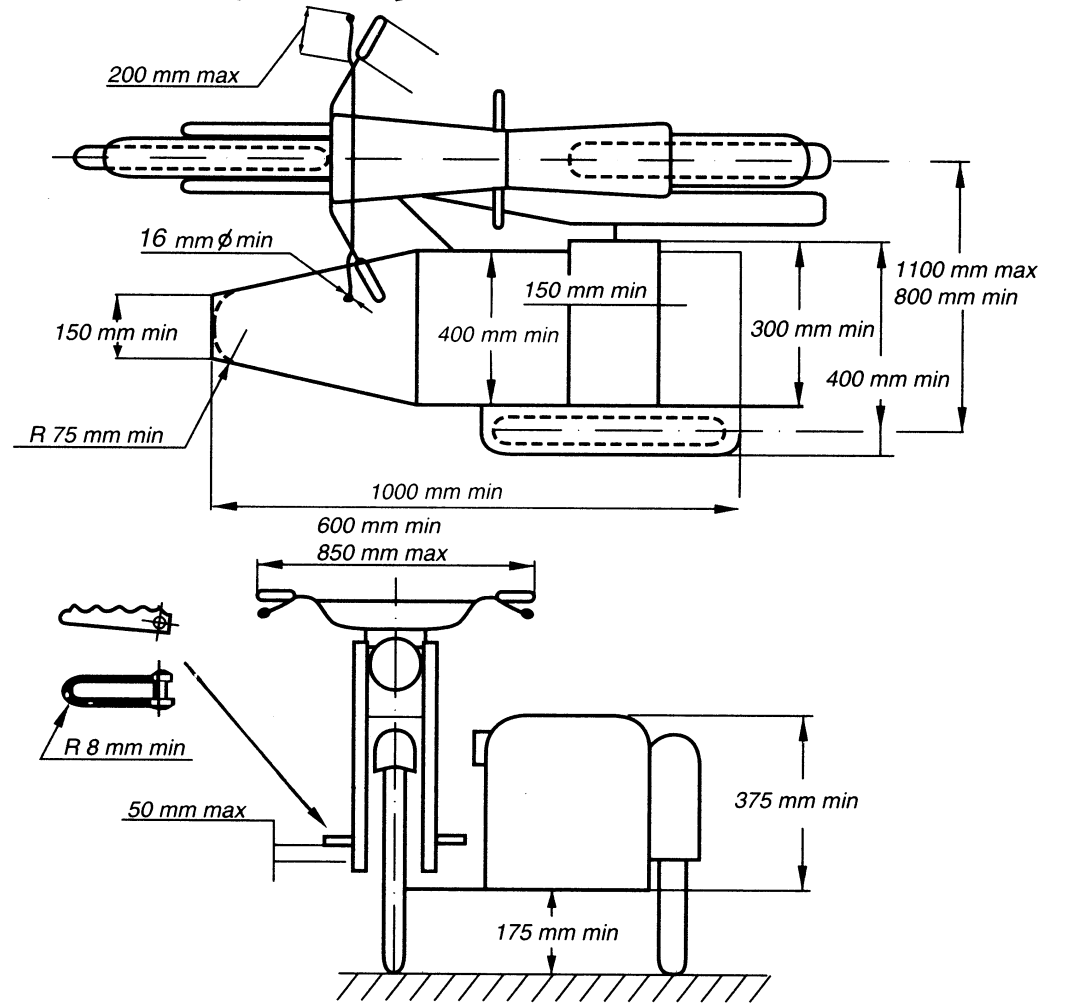
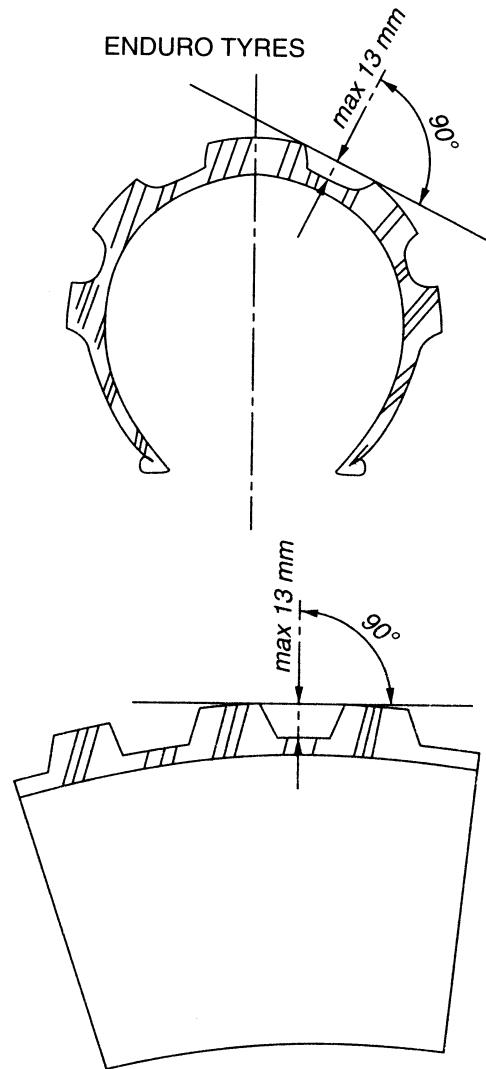
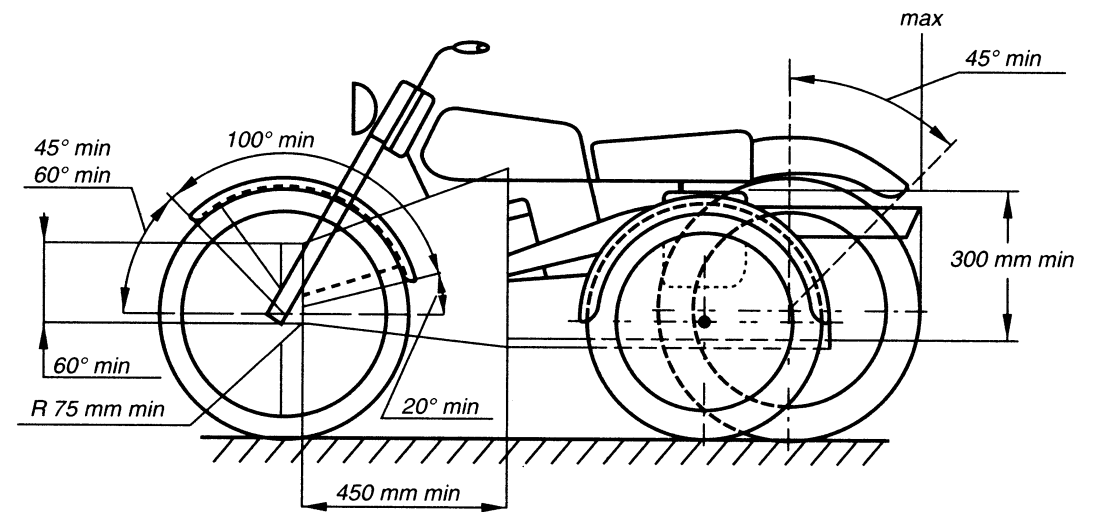
# ENDURO

S

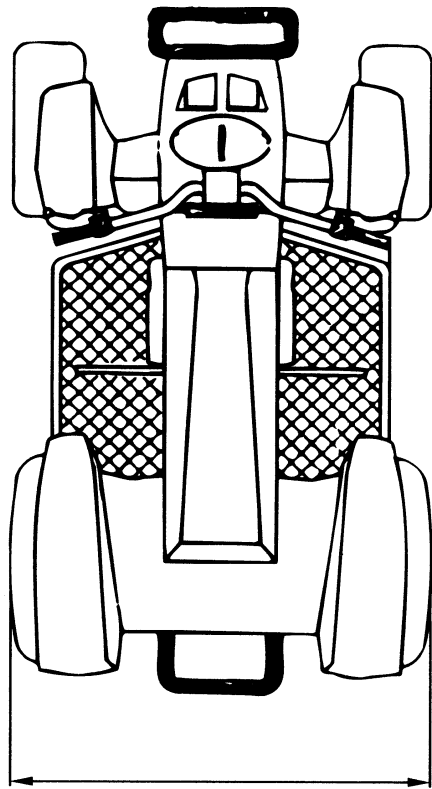
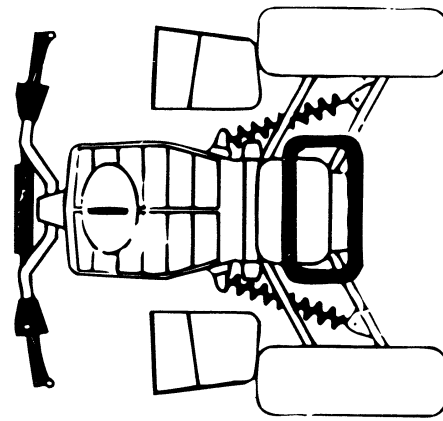


# ENDURO / SIDECAR

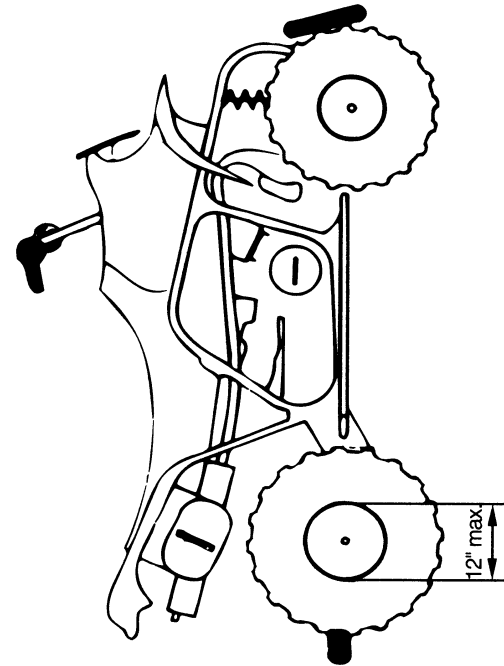
N



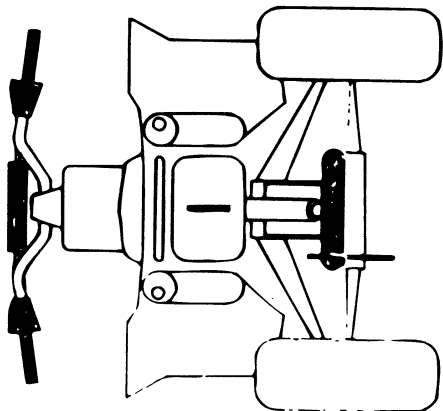
**DIAGRAMME Q.  
QUAD RACER**



Max. 1300 mm.



12" max.



**TEN FITTING TESTS FOR HELMETS  
DIX TESTS D'ADAPTATION POUR LES CASQUES**

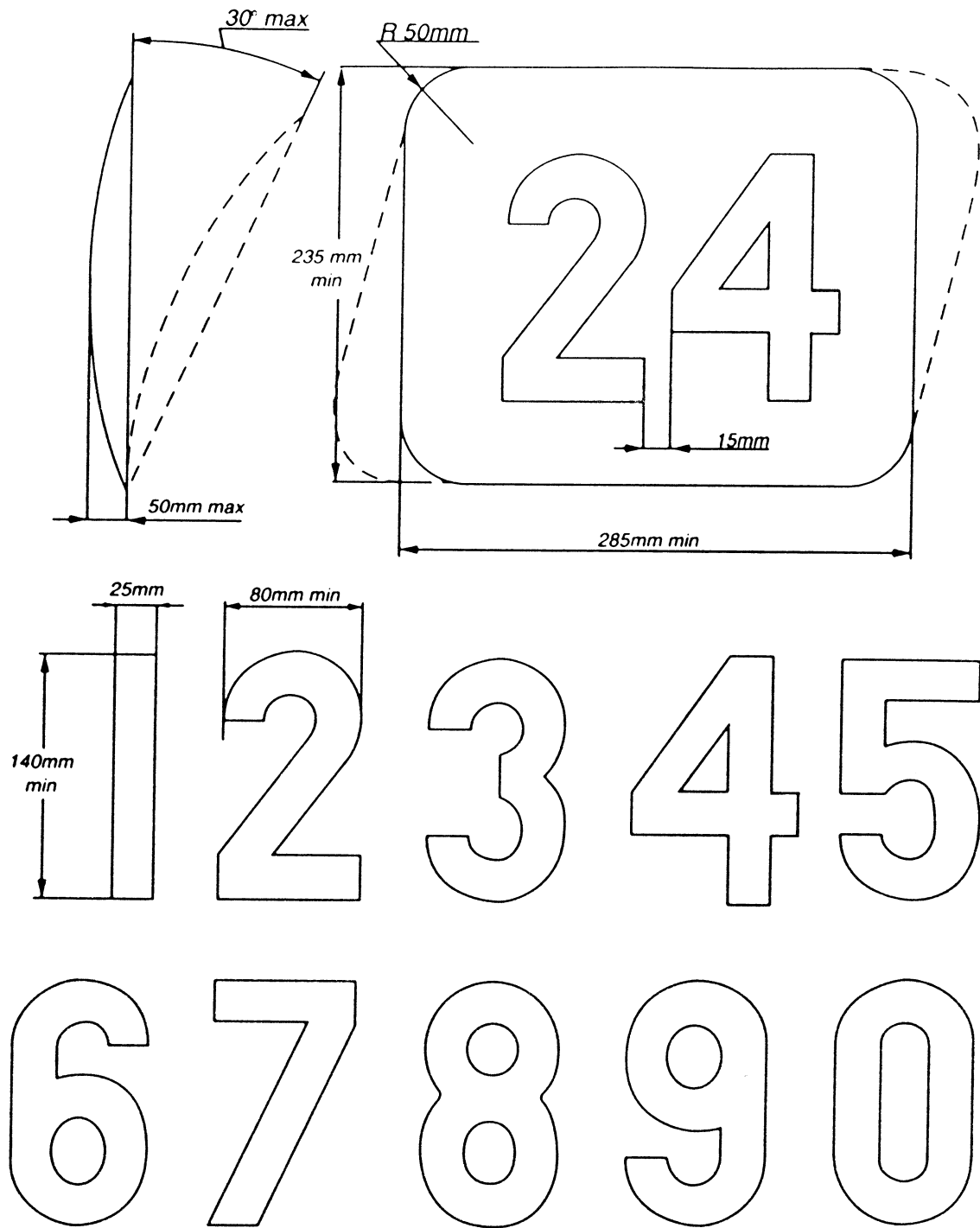
1. *Obtain correct size by measuring the crown of the head*  
Avoir la bonne grandeur en mesurant le sommet de la tête
2. *Check there is no side to side movement*  
Vérifier qu'il n'y ait pas de déplacement d'un côté à l'autre
3. *Tighten strap securely*  
Serrer solidement la jugulaire
4. *With head forward, attempt to pull up back of helmet to ensure helmet cannot be removed this way*  
Tête en avant, essayer de soulever le casque pour s'assurer qu'il ne peut pas être enlevé de cette façon



5. *Check ability to see clearly over shoulder*  
Vérifier si vous pouvez voir clairement par-dessus l'épaule
6. *Make sure nothing impedes your breathing in the helmet and never cover your nose or mouth*  
S'assurer que rien ne gêne votre respiration dans le casque et ne jamais couvrir le nez ou la bouche
7. *Never wind scarf around neck so that air is stopped from entering the helmet. Never wear scarf under the retention strap*  
Ne jamais enrouler une écharpe autour du cou, car cela empêche l'air d'entrer dans le casque. Ne jamais porter d'écharpe sous la jugulaire
8. *Ensure that visor can be opened with one gloved hand*  
S'assurer que la visière peut être ouverte avec une main gantée
9. *Satisfy yourself that the back of your helmet is designed to protect your neck*  
S'assurer que l'arrière de votre casque a une forme telle qu'il vous protège la nuque
10. *Always buy the best you can afford*  
Toujours acheter le meilleur que vous pouvez vous offrir

NUMBERS/ NUMEROS

0



Futura Heavy

**0 1 2 3 4 5 6 7 8 9**

Futura Heavy Italic

***0 1 2 3 4 5 6 7 8 9***

Univers Bold

**0 1 2 3 4 5 6 7 8 9**

Univers Bold Italic

***0 1 2 3 4 5 6 7 8 9***

Oliver Med.

**0 1 2 3 4 5 6 7 8 9**

Oliver Med. Italic

***0 1 2 3 4 5 6 7 8 9***

Franklin Gothic

**0 1 2 3 4 5 6 7 8 9**

Franklin Gothic Italic

***0 1 2 3 4 5 6 7 8 9***

# NORMES INTERNATIONALES DES CASQUES

## INTERNATIONAL HELMETS STANDARDS

### ECE 22 - 04 & ECE 22 - 05 "P" (EUROPE)

The ECE mark consists of a circle surrounding the letter E followed by the distinguishing number of the country which has granted approval.



**E1** for Germany, **E2** for France, **E3** for Italy, **E4** for Netherlands, **E5** for Sweden, **E6** for Belgium, **E7** for Hungary, **E8** for Czeck and Slovak Fed. Republic, **E9** for Spain, **E10** for Yugoslavia, **E11** for UK, **E12** for Austria, **E13** for Luxembourg, **E14** for Switzerland, **E15** (- vacant), **E16** for Norway, **E17** for Finland, **E18** for Denmark, **E19** for Roumania, **E20** for Poland, **E21** for Portugal, **E22** for the Russian Federation, **E29** for Estonia, **E30** (- vacant), **E31** for Bosnia and Herzegovina, **E32-36** (- vacant), **E37** for Turkey, **E46** for Australia, **E47** for Ukraine, **E47** for South Africa.

Below the letter **E**, the **approval** number should always begin with 04. Below the approval number is the serial production number. (Label on retention system or comfort interior).



### (GREAT - BRITAIN)

BS. 6658 TYPE. A.  
(OFF - ROAD) TYPE. B.  
(Label on the outside affixed).



### (JAPAN) JIS T 8133 : 2000

(Label affixed inside the helmet).



### (USA) M2000

(Label affixed inside the helmet).

For more details consult the F.I.M. Technical Rulebook

By courtesy of ARAI HELMET.